

IR WLS DIM

0-10 V Passive Infrared Dimming Wall Switch Occupancy Sensor



The IR WLS DIM is a line voltage, Passive Infrared (PIR) wall switch occupancy sensor with 0-10 volt dimming capability intended to control lighting in commercial spaces. PIR is used where the sensor will have a clear view of the occupants in the desired coverage area. Control options via Smart Remote include photocell force OFF or hold OFF and partial ON or partial OFF capabilities. The convenient “Switch Link” feature enables up to four sensors to link together for peer to peer grouping achieving expanded detection zones and multiway switching.

Applications

The typical application is for small offices, conference rooms, storage closets and break rooms. For best performance use this sensor in enclosed spaces no larger than 18’ x 15’.

Key Features:

- 0-10 volt dimming PIR (passive infrared) wall switch occupancy sensor
- Line voltage lighting control (120/230/277 VAC, 50/60 Hz)
- 180° coverage pattern
- Manual ON or Automatic ON option
- Partial ON can be adjusted from 10 - 70% (Factory Setting 50%)
- Partial OFF can be adjusted from 10 - 50%
- Hold OFF or Force OFF light level feature
- Mounts to a single-gang NEMA-style, standard switch box & decorator-style wall plate by others
- “Switch Link” communication allows for up to 4 sensors to be grouped together
- IQ Mode dynamically adjusts the ‘ON’ time delay by learning individual room occupancy
- Walk through mode option will switch the load OFF in 3 minutes if no additional detection occurs after the first 30 seconds
- Visible alert feature provides a momentary OFF/ON blink, warning that the load will shut OFF in 10 seconds unless additional motion is detected
- Service mode option deactivates the automated functions of the sensor and the load is only manually controlled using the ON/OFF, DIM UP and DIM down buttons
- The Button Link feature allows the installer to enable or disable communication of the DIM UP, ON/OFF and DIM DOWN manual button on the Switch Link communication traveler.
- Optional voltage barrier included to provide separation from class 1 and class 2 circuits

Project Name:

Location:



IR WLS DIM Specifications

Item No.	54546 IR WLS DIM-W (white) 54543 IR WLS DIM-LA (light almond) 54545 IR WLS DIM-BK (black) 54720 IR WLS DIM-GY (gray)
Voltage	120/230/277 VAC, 50/60 Hz
Mounting	single-gang NEMA-style switch box (standard switch box) & decorator-style wall plate by others
Load Rating	0-800 watts @ 120/230/277 VAC, 50/60 Hz tungsten, magnetic or electronic ballast • 1/6 hp 0-600 watts @ 120/230/277 VAC, 50/60 Hz CFL or LED electronic ballasts C ≤ 132 µF max.
Sensing Technology	passive infrared (PIR)
Dimming Output	0-10 volt (purple & gray) 50 mA, max 25 (0-10 volt electronic dimming ballasts/drivers)
Time Setting	IQ/Test, 5, 15, 30 minutes
Light Level Setting	80 - 2000 Lux / 8 - 200 fc
Environment	IP20 rated, 0°C to +40°C, 32°F to +104°F
PIR Coverage at 1.2 m / 4 ft Mounting Height	minor motion: max. 6.5 x 5.5 m (36 sq.m.) max. 21 x 18 ft (378 sq.ft.) radial: max. 7 m (77 sq.m.) 24 ft (904 sq.ft.) tangential: max. 16.5 m (628 sq.m.) 54 ft (4,500 sq.ft.)
Dimensions	105 x 44.1 x 46.5 mm, 4.13 x 1.74 x 1.83 in., (LxWxD)
Warranty	5 years
Certifications	C-UL-US Listed, RoHS compliant, California Compliant

PIR

Passive Infrared



21 Ft Minor Motion
54 Ft Tangential



8 - 200 fc

120/230/
277V

Line Voltage

DIM

0 - 10 Volt Dimming



www.steinell.net

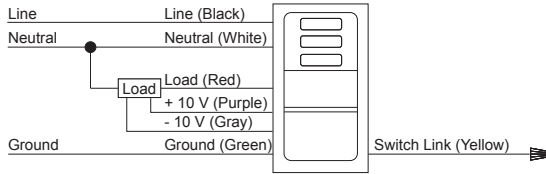
IR WLS DIM

0-10 V Passive Infrared Dimming Wall Switch Occupancy Sensor

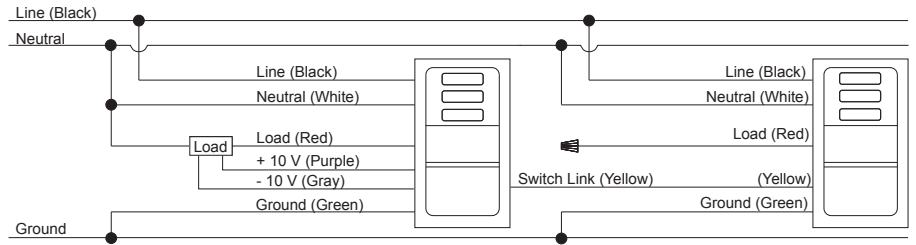


Wiring

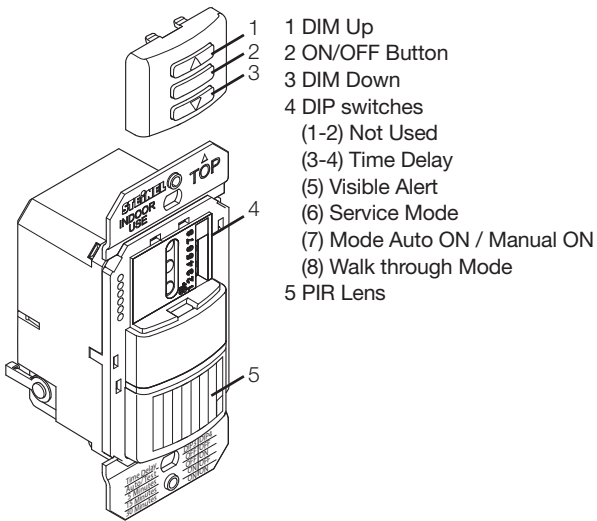
Basic Wiring



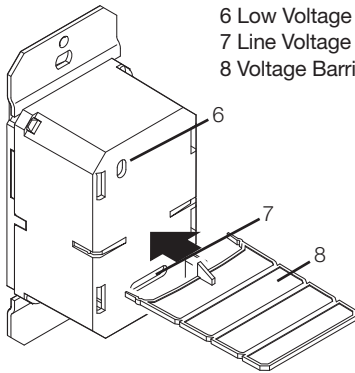
(Master / Auxiliary) Three-way Wiring - up to maximum 4 sensors can be grouped via Switch Link



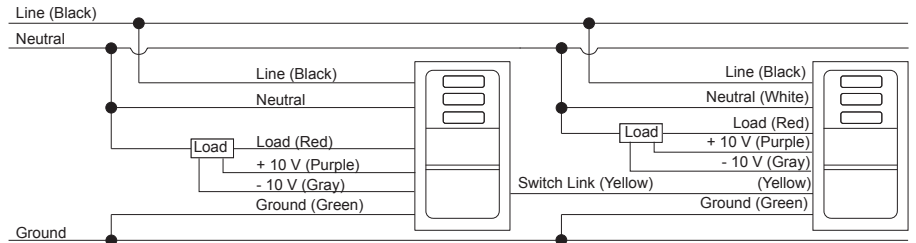
Components



6 Low Voltage 0-10 Volt Dimming Wires
7 Line Voltage Wires
8 Voltage Barrier



(Master / Master) Three-way Wiring - up to maximum 4 sensors can be grouped via Switch Link

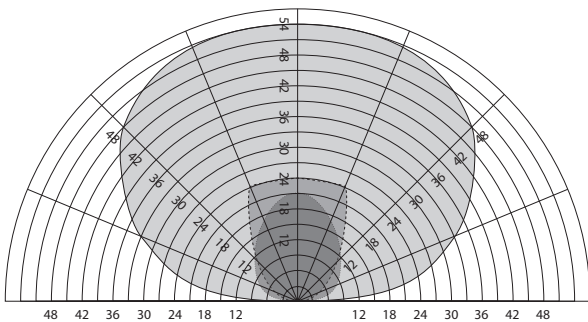


Settings

On	Off	
		∞ Walk Through
		~ Manual / Auto
		∞ Service Mode
		∞ Visible Alert
		∞ Time Delay
		∞ Time Delay
		~ Not Used
		~ Not Used


Time Delay	DIP 3	DIP 4
IQ / Test	OFF	OFF
5 Minutes	OFF	ON
15 Minutes	ON	OFF
30 Minutes	ON	ON

Coverage



— PIR Tangential Coverage
- - - PIR Radial Coverage
- - - PIR Minor Motion Coverage

Smart Remote



Description

- Setting done by APP and universal Smart Remote
- Replaces all existing remote controls
- Connection via Bluetooth with smartphones and tablets
- iOS and Android APP
- Saving/loading of settings for easy copy & paste installation

