

TR 100

Power Pack



Project Name:
Location:



TR 100 Specifications

Item No.	63101
Voltage	120/230/277 VAC, 50/60 Hz
Output	24 VDC +/- 5% 250 mA (class 2)
Load	20 A @ 120/230/277 VAC 50/60 Hz 1 hp @ 120-240 VAC, 50/60 Hz
Environment	IP20 rated, -4°F to +130°F, -20°C to +55°C
Dimensions (LxWxD)	2.4 x 3.2 x 1.5 in 60 x 81 x 39 mm
Threaded Nipple Dimensions	.83 x .83 in 21 x 21 mm
Warranty	5 years
Certifications	C-UL-US Listed, RoHS Compliant, UL 2043 Plenum Rated

The TR 100 is a full featured power pack that provides power to STEINEL low voltage occupancy sensors and other control devices. They are Class 2 output power supplies, suitable for parallel interconnection.

The power packs switch the load(s) ON and OFF in response to signals from the control devices. Each power pack contains a Mode Switch to select either manual ON or automatic ON operation. In manual ON mode, occupants operate a low voltage momentary switch to turn lights ON.

All wires have UL Style 1659, 250°C, 600V insulation:

- 18 AWG: Black for Line and White for Neutral
- 12 AWG: two Red wires for normally open dry contact from the 20A relay
- 22 AWG: 4 low voltage conductors: Red (+24VDC), Black (-24VDC), Blue (Control Input), Gray (Momentary Switch Input)

Key Features:

- Convenient mode switch selects either manual ON or automatic ON operation
- LED status indicator
- Switching is performed at, or close to, the zero-cross of the AC waveform in order to improve relay performance
- 1/2 inch threaded nipple and two lock nuts are used to secure to a standard 1/2" knockout
- Low voltage momentary switch input allows for manual control in automatic or manual mode
- Switching Power Supply provides up to 250mA of 24VDC to low voltage controls

120/230/
277V

Voltage

UL
2043

UL 2043 Plenum Rated

IP20

IP 20 Rated

20 Amp
1 Hp

Load

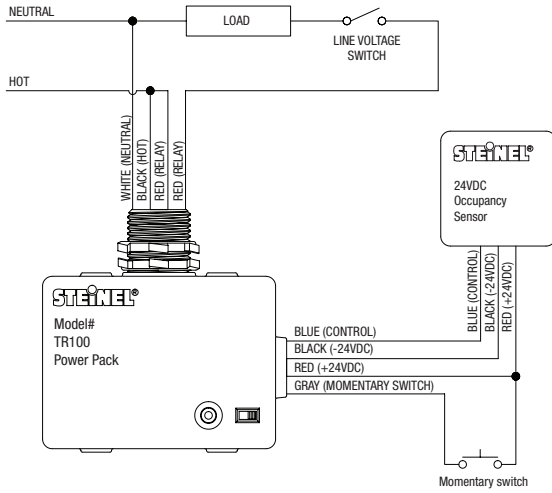
Manual
Auto/On

Operating Modes

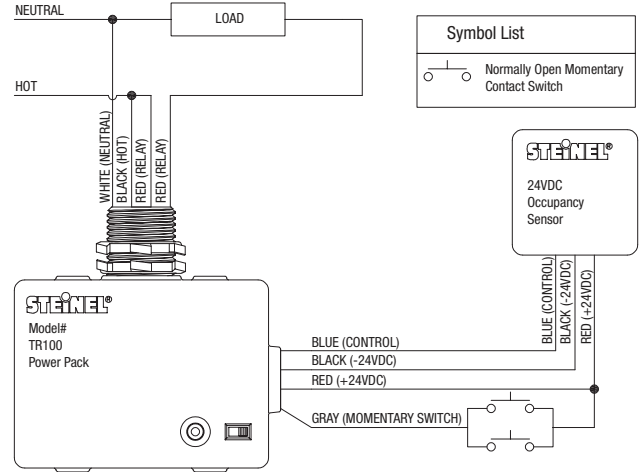


www.steinell.net

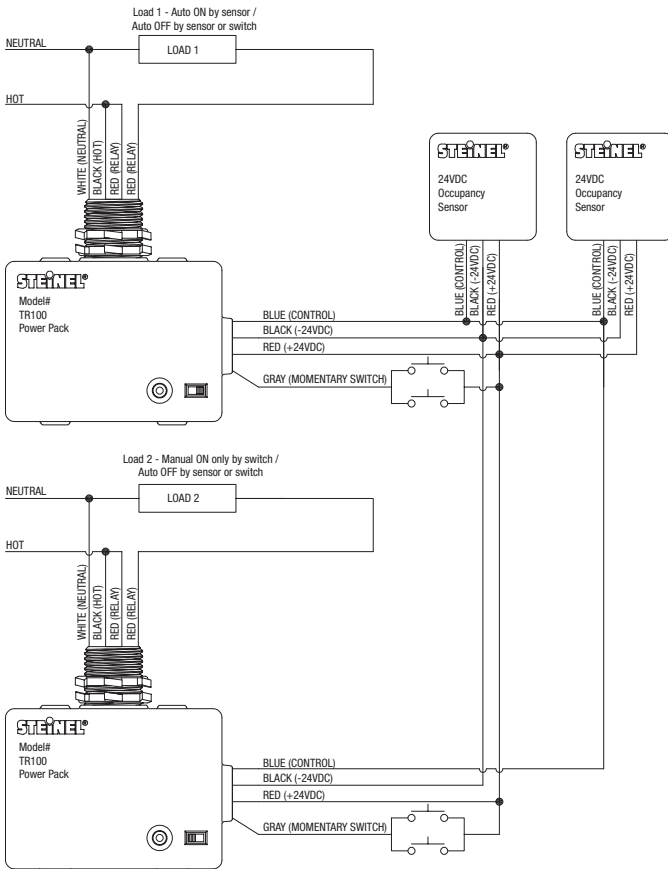
Wiring



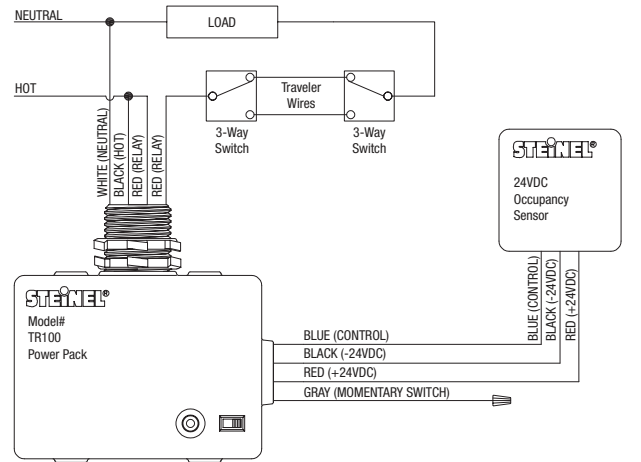
Low Voltage 3-Way Wiring



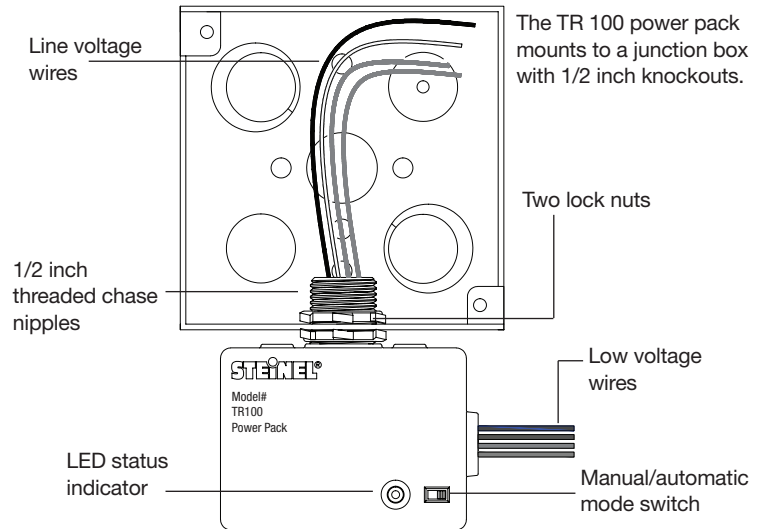
Two Stage Multi Level 3-Way Switching



Line Voltage 3-Way Wiring



Product Overview & Mounting



Upon occupancy, lights (Load 1) attached to Power Pack (set to Auto ON) will illuminate automatically while lights (Load 2) attached to Power Pack (set to Manual ON) require the occupant to turn the lights on manually by means of a low voltage switch. All lights can be turned off manually by a low voltage switch or automatically by an occupancy sensor(s).