

IR Quattro HD COM1-24

Presence Detector



The IR Quattro HD COM1-24 is a low voltage, high definition, passive infrared presence detector setting a new standard in lighting control with minimal movement required for human presence detection. Features four pyroelectric detectors with a high performance lens system that creates a new global standard in detection with 4,800 switching zones. Operational choices of manual on or auto on with either momentary or maintained switch options. Included light level feature provides the option to turn lights off when sufficient daylight is present for additional energy savings. The innovative mechanical reach setting enables the designer with a precise method of controlling lighting zones by means of optimizing the detection reach without compromising sensitivity providing precise presence detection in the desired detection zone. The convenient "COM-Link" feature enables multiple sensors to link together via the communication link for peer to peer grouping achieving expanded detection zones with convenient control set up functions set at only one primary sensor for the entire group. Mounting options provide for 4" Square box, 4" Octagon box, Round 3.0 Mud-Ring or directly to the ceiling with quick mount spring tabs. The available time saving wireless remote commissioning set up tool and the user / occupant wireless remote provides addition convenience.

The Control PRO group of sensors are available in multiple technologies for the control of heating, ventilation and air conditioning as well as lighting (as in the COM2-24 versions) and optional 1-10 volt dimming and daylighting options (in the DIM-24 versions).

Applications

The typical application is for offices, conference rooms, classrooms and other indoor public building spaces.

Project Name:

Location:

64460



65300



65320



65330



IR Quattro HD COM1-24 Specifications

Item No.	64460 IR Quattro HD COM1-24
Accessories	65300 RC 3 service remote 65320 RC 4 user remote 65330 WGC wire guard cage
Voltage	18 - 24 VDC/VAC (32 mA)
Load Rating	control output - 1 A @ 30 VAC/VDC
Sensing Technology	passive infrared (PIR)
Time Delay Setting	control output 30 sec. - 30 min. pulse mode (approx. 2 sec. 'ON' 8 sec. 'OFF') IQ mode (automatic adjustment to the usage profile)
Light Level Setting	10 - 1000 lux / 1 - 100 fc
Environment	IP20 rated, 0°C to +40°C, 32°F to +104°F
Installation Height	2.5 - 10 m / 8 - 32 ft
Coverage at 9 ft	360° square mechanically scalable detection zones presence: max. 7.9 x 7.9 m (62.41 sq.m.) max. 25.5 x 25.5 ft (650.25 sq.ft.) radially: max. 7.9 x 7.9 m (62.41 sq.m.) max. 25.5 x 25.5 ft (650.25 sq.ft.) tangentially: max. 20 x 20 m (400.0 sq.m.) max. 65.5 x 65.5 ft (4,290.25 sq.ft.)
Lens Design	13 detection levels, 4800 switching zones
Dimensions	4.72 x 4.72 x 2.83 in, 120 x 120 x 72 mm (LxWxD)
Warranty	5 years
Certifications	C-UL-US Listed, RoHS compliant, UL 2043 Plenum Rated, CA Energy Code compliant

Key Features:

- Low voltage (18-24 VDC/VAC) sensor for use with a power pack or building automation system
- Extremely High Definition PIR Presence Detection
- Mechanical reach setting
- Square coverage pattern with 4800 switching zones
- Service and user wireless remotes available
- Manual ON mode (MAN) / Automatic mode (AUTO)
- Momentary / Maintained switch option
- 'ON' only / 'ON' & 'OFF' manual switching
- Light level feature turns lights off when sufficient daylight is present
- Mounts to a 4" Square box, 4" Octagon box, Round 3.0 Mud-Ring or directly to the ceiling with quick mount spring tabs
- "COM-Link" communication allows for up to 10 sensors to be grouped together
- IQ Mode dynamically adjusts the 'ON' time delay by learning individual room occupancy



4800 PIR Detection Zones



26 x 26 Ft Presence
65 x 65 Ft Tangential



1 - 100 fc



18-24 VDC/VAC



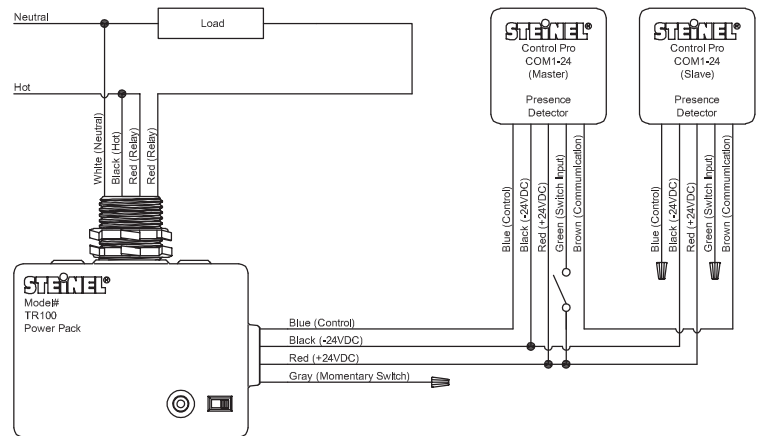
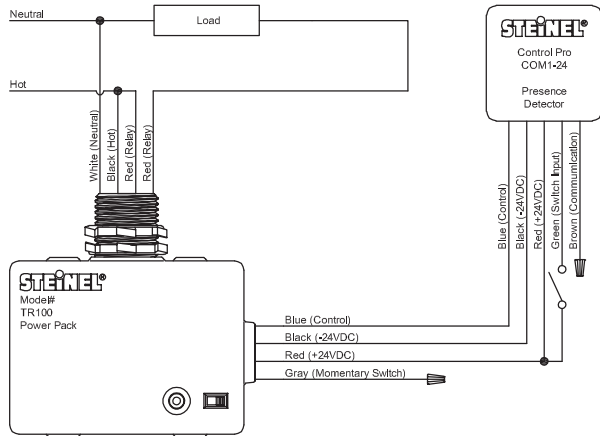
30 sec - 30 min

IR Quattro HD COM1-24

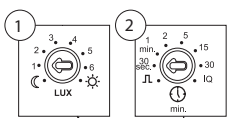
Presence Detector



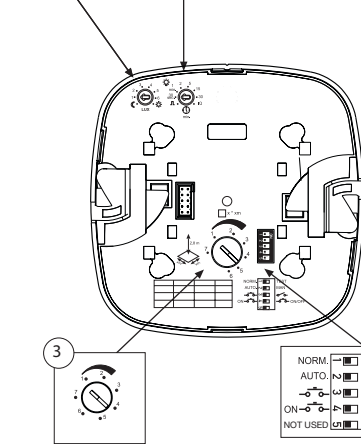

Wiring



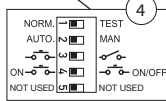
Settings



Mechanical Scalability



- 1 - Light level setting
- 2 - Occupancy time delay setting
- 3 - Reach setting
- 4 - Sensor DIP switch settings

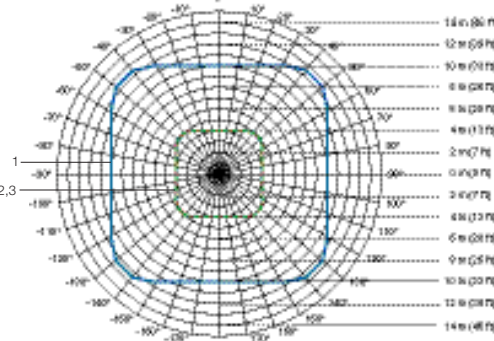


- DIP 1 - Normal mode / Test mode (NORM / TEST)
- DIP 2 - Manual ON mode (MAN) / Automatic mode (AUTO)
- DIP 3 - Momentary / Maintained switch option
- DIP 4 - 'ON' only / 'ON' & 'OFF' manual switching
- DIP 5 - Not Used

Coverage

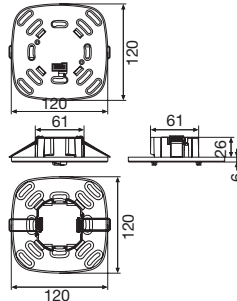
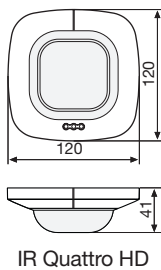
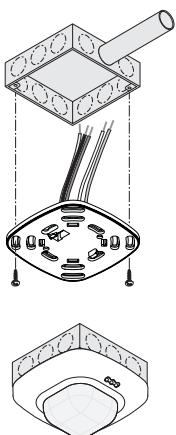
Shown at 9 ft mounting height. Coverage will vary depending on mounting height. See pages 4 & 5 of the instruction manual for coverage at heights from 8 to 26 ft. Maximum mounting height up to 32 ft.

One Gridline = 1 m / 3 ft

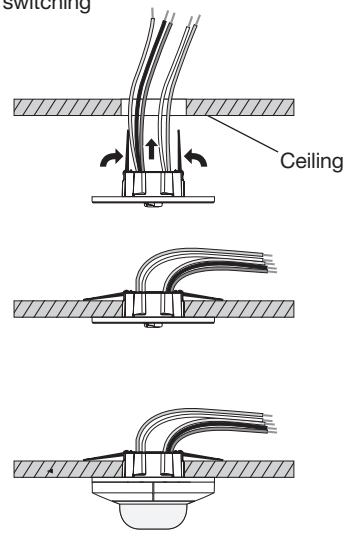


- 1 - Tangential - motion perpendicular to the sensor
20 m (65.6 x 65.6 ft)
- radial - motion either toward or away from the sensor
26.25 m (86.1 x 86.1 ft)
- presence - minor motion described by NEMA with the additional benefit of both radial and tangential detection
26.25 m (86.1 x 86.1 ft)

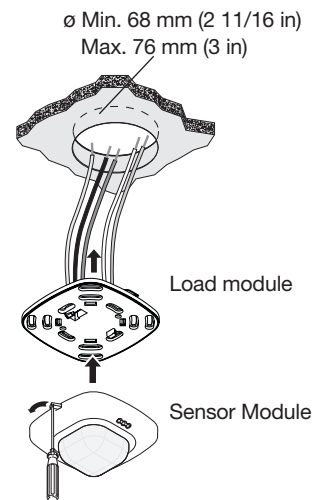
Mounting



Mounts to a 4" Square box, 4" Octagon box or Round 3.0 Mud-Ring



Mounts directly to ceiling with quick mount spring tabs



Load module

Sensor Module

Ø Min. 68 mm (2 11/16 in)
Max. 76 mm (3 in)