

# HBS 200-WL

IP65 Wet Location Aisle Occupancy Sensor



Project Name:  
Location:



### HBS 200-WL Specifications

Item No.	64124
Accessories	64307 EM1 extender module
Voltage	120/230/277 VAC, 50/60 Hz
Load Rating	120 VAC: 0-800 watt ballast, tungsten, 1/4 hp 230/277 VAC: 0-1200 watt ballast
Sensing Technology	passive infrared (PIR)
Time Delay Setting	15 seconds to 30 minutes
Light Level Setting	.2-200 footcandles 2-2000 lux
Environment	IP65 rated, -4°F to +122°F, -20°C to +50°C
Coverage	100 x 13 ft (30.48 x 3.96 m) linear detection
Sensors	2 dual element infrared pyroelectric detectors
Lens Design	104 switching zones
Dimensions (LxWxD)	5.54 x 5.54 x 2.98 in, 115.3 x 115.3 x 75.8 mm, nipple length .58 in, 14.7 mm
Warranty	5 years
Certifications	C-UL-US Listed, RoHS Compliant, CA Compliant

The HBS 200-WL sensor provides effective lighting control in damp or wet locations. Coverage specifically designed for aisle occupancy detection. Can be used in a wide range of applications that require an IP65 rating. Best practice for unconditioned storage areas, warehouse aisles or any spaces requiring linear detection pattern.

The sensor performs at a wide range of mounting heights, up to 45 feet. It mounts directly to a lighting fixture or junction box. The EM1 Extender Module is recommended if the knockout at the end of a fixture is located greater than 1/2" from the bottom edge of the fixture.

### Applications

High bay wet location aisle applications such as unconditioned storage warehouses.

### Key Features:

- Aisleway coverage with up to 100 ft linear detection
- IP65 Wet location rated
- 2 pyroelectric detectors with 104 switching zones provides superior aisleway detection over other single pyroelectric highbay sensors
- Linear coverage
- Automatically adjusts to temperature changes keeping sensitivity and coverage consistent
- Light level feature allows lighting to remain off during daylight regardless of occupancy
- Built-in surge protection with auto-reset



Voltage



Wet Location Rated  
Passive Infrared Technology



Aisleway Coverage



Fixture or Junction Box  
Mounting



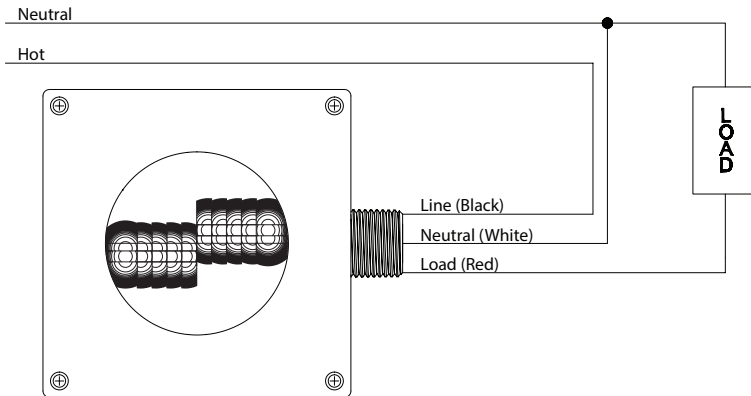
0.2 - 200 fc

# HBS 200-WL

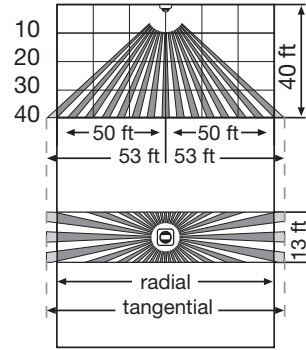
## IP65 Wet Location Aisle Occupancy Sensor



### Wiring

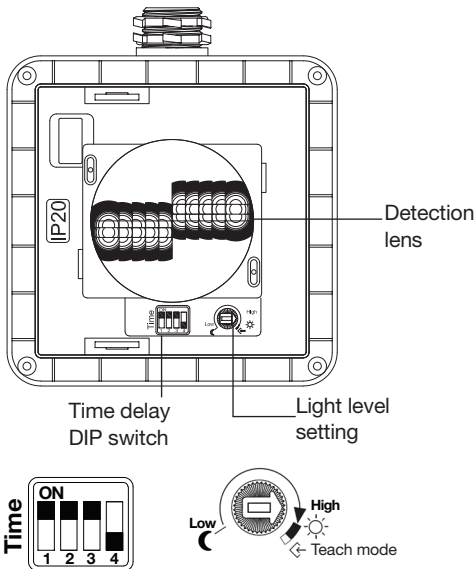


### Coverage



Coverage may vary depending on mounting height and environmental conditions.

### Setting



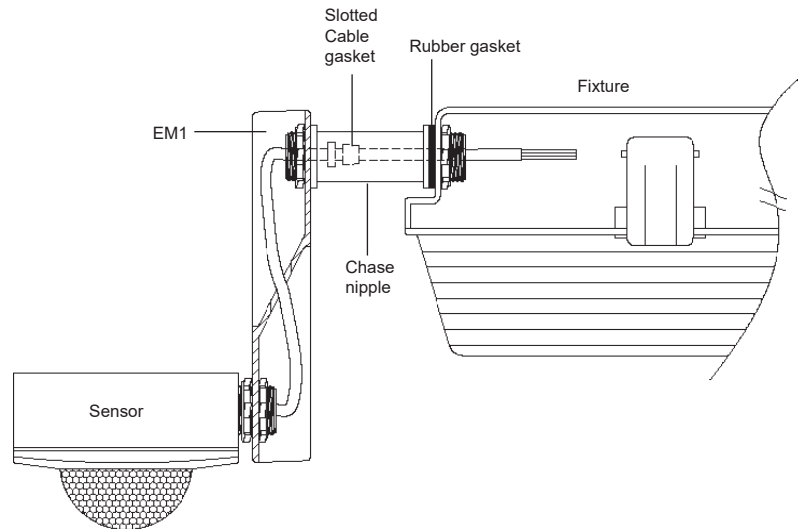
Time Delay DIP Switch

1	2	3	4	Time
ON	ON	ON	OFF	15 sec
ON	OFF	OFF	OFF	1 min
OFF	ON	ON	OFF	5 min
ON	OFF	ON	OFF	10 min
ON	ON	OFF	OFF	15 min
OFF	ON	OFF	OFF	20 min
OFF	OFF	ON	OFF	25 min
OFF	OFF	OFF	OFF	30 min
N/A	N/A	N/A	ON	override

Factory setting is 15 minutes.

### Coverage Adjustment

The HBS 300-WL or HBS 200-WL typically mount to a 1/2" knockout at the end of a high/low bay water tight fixture using an EM1 extender module. The sensor's lens should be mounted below the bottom edge of the fixture.



The EM1 Extender Module is recommended for use with the HBS 300-WL and HBS 200-WL if the knockout at the end of the fixture is located greater than 1/2" from the bottom edge of the fixture. Pull the slotted cable gasket through the provided chase nipple until it snaps in to place creating a water tight seal.